



In-Station Training

TM 24-02a Residential Fire



Author

Chief Ed Hartin

Purpose

Operating from a strategic command position in an SUV provides IC #2 with an effective work environment. However, this fixed position provides one (and sometimes a limited) view of the incident. Effective and appropriate communications between the IC and operating companies or division supervisors are essential to maintain accurate situational awareness and a common operating picture.

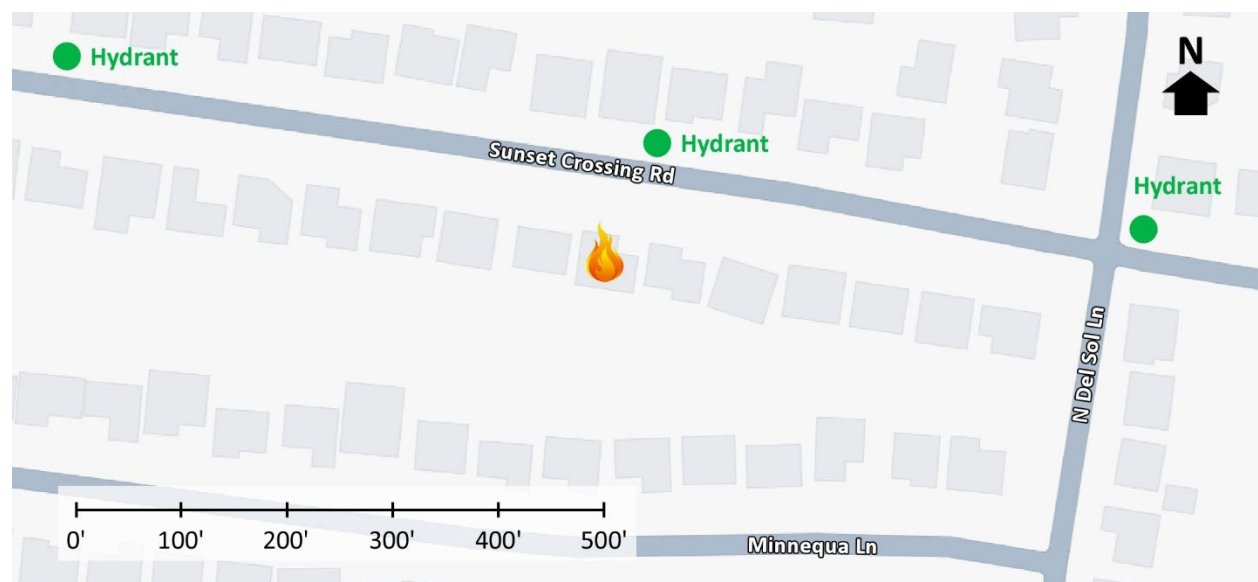
Learning Outcomes

Command officers perform effective ongoing size-up; select an appropriate strategy, and implement tactics based on the strategic decision-making model.

Conducting the Drill

This incident involved a residential fire at 23936 Sunset Crossing Road, Diamond Bar, California on November 23, 2023, at 02:09 (OnScene TV, 2023 & Los Angeles Incident Tracker, 2023). Review the map and photos (Figures 1-6) to gain an understanding of the area and building involved.

Figure 1. Map of the Incident Area

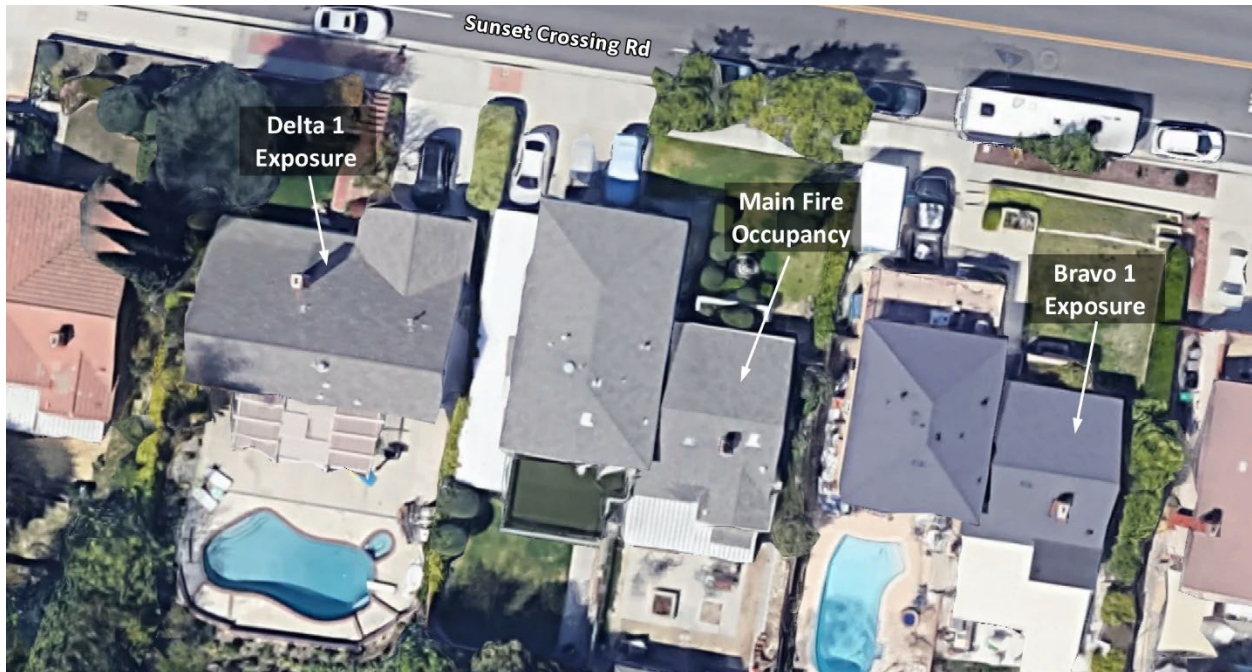


Note: Adapted from Google. (2023a). [Map, 23936 Sunset Crossing Road, Diamond Bar, CA].

<https://bit.ly/3Rc35wF>.


The closest hydrant is across the street from the main fire occupancy and additional hydrants are located on Sunset Crossing Road to the east and west of the incident location as illustrated in Figure 1.

Figure 2. Aerial View



Note: Adapted from Google. (2023b). [Aerial view 23936 Sunset Crossing Road, Diamond Bar, CA]. <https://bit.ly/3Ra9oRg>.

Figure 3. Side Alpha



Note: Adapted from Google. (2023c). [Street view 23936 Sunset Crossing Road, Diamond Bar, CA]. <https://bit.ly/47Vu9Yg>.

Figure 4. Side Alpha



Note: Adapted from Google. (2023d). [Street view 23936 Sunset Crossing Road, Diamond Bar, CA]. <https://bit.ly/41fsp9s>.

Figure 5. Alpha/Delta Corner



Note: Adapted from Google. (2023e). [Street view 23936 Sunset Crossing Road, Diamond Bar, CA]. <https://bit.ly/3NgLC51>.

Figure 6. Bravo/Charlie Corner



Note: Adapted from Google. (2023f). [3d aerial view 23936 Sunset Crossing Road, Diamond Bar, CA]. <https://bit.ly/4aoKHtg>.

You have been dispatched to 23936 Sunset Crossing Road for a residential fire at 02:09. You are responding to this incident as the first arriving command officer. Temperature is 57° F with no appreciable wind from the north (Weather Underground, 2023). While responding you hear four engines, an advanced life support (ALS) ambulance, and a second command officer go enroute. The engines have staffing typical of your agency.

While enroute, dispatch provides an update that they are receiving multiple calls for a residential fire at this address. The first engine will arrive from the west on Sunset Crossing Road. The second engine and ALS ambulance will arrive approximately six minutes after the first. Make a note of your resource and staffing assumptions prior to continuing with this 10-Minute Training. **You will arrive from the east on Sunset Crossing Road after the second company.** The remaining two engines and any other resources on the first alarm (based on your response plan) will arrive later in the incident.

1. What critical factors would you consider when dispatched and during response?

As you were responding Engine 1 provided the following initial radio report:

On-scene of a small two-story house with a working fire on Side Charlie. Stretching an attack line on Side Alpha for fire control, on a hydrant, in the offensive strategy, give me two additional engines with Level two staging on Sunset Crossing Road at Bower Cascade Place, establishing Sunset Command.

Sunset Command provides the following update report:

No 360 due to obstructions, one story on Side Bravo, no basement. Engine 1 is accountability on Side Alpha, continuing offensive.

Engine 2 and Medic 2 arrive and advise Sunset Command they are Level 1. Sunset Command provides the following orders to Engine 2 and Medic 2.

Engine 2 park out of the way, stretch a second attack line off Engine 1, go on deck Side Alpha. Medic 2, integrate with Engine 2.

Watch the [incident video](#) (OnScene TV, 2023) from 01:47 to 02:23 and examine Figure 7 illustrating conditions on your arrival.

Figure 7. Conditions on Arrival of Chief 1



Note: Adapted from OnScene TV. (2023). *Late-night blaze engulfs Diamond Bar home* [video]. <https://bit.ly/3GCDLuO>

2. What actions will you take prior to contacting IC #1 (Engine 1) to begin command transfer?

3. State your command transfer communication after IC #1 acknowledges your radio contact (exactly as you would transmit it).

Following your confirmation of the location and assignment of Engines 1 and 2 and request for a conditions, actions, and needs (CAN) report, IC #1 provides the following CAN:

That is correct. We just had a fire on the Deck on Side Charlie with extension into Floor 1 and the attic. Fire on Floor 1 and the exterior of Side Charlie knocked down. Need to recycle and require two companies on Floor 1 for fire control in the attic.

4. State the communication you would have with IC #1 and dispatch to complete the command transfer (exactly as you would transmit it).

5. What action would you take based on the CAN from Engine 1 (IC #1). State the communications you would have with the operating companies exactly as you would transmit them.

Engine 3 arrives and reports that they are Level 1 on a hydrant at North Del Sol Lane and Sunset Crossing Road.

6. State the tactical assignment that you will give Engine 3 exactly as you would transmit it.

7. Chief 2 arrives and advises that they are Level 1. State the assignment you will give Chief 2 exactly as you would transmit it.

Engine 4 arrives and reports that they are Level 1 on a hydrant to the west on Sunset Crossing Road.

8. State the tactical assignment that you will give Engine 4 exactly as you would transmit it.

You request a CAN from companies operating on the interior (or their tactical supervisor requested a CAN if you assigned Chief 2 as a division supervisor). The CAN specifies that water is being applied to the fire in the attic with limited effect and an additional company with hooks is needed on Floor 2. Dispatch provides an incident timer notification that companies have been on-scene for 20:00. Watch the [incident video](#) (OnScene TV, 2023) from 04:25 to 05:25 and examine Figure 8 before answering the several questions.

Figure 8. Ongoing Incident Conditions



Note: Adapted from OnScene TV. (2023). Late-night blaze engulfs Diamond Bar home [video].
<https://bit.ly/3GCDLuO>

9. What factors may be impacting the ability of companies operating on the interior to gain fire control in the attic?

10. Is the exterior stream on Side Alpha effective in aiding in fire control in the attic? Why or why not?

11. What action will you take based on the CAN, conditions you observe on the exterior and the incident timer notification provided by dispatch?

Additional Learning: Listen to the segment of the *B Shifter Podcast* discussing [IC task saturation](#).

Consider the incident in this 10-Minute Training. What is the IC's cognitive workload and what factors or changes in conditions may result in task saturation for the IC? How would the IC's workload have changed if there was a roof collapse on Floor 2, resulting in a mayday for trapped firefighters? Did you assign Chief 2 as a Division Supervisor, as the IC's support officer or other role? Give some thought to how the use of the second arriving chief can be used to effectively manage the IC's workload.

The B Shifter Podcast and B Shifter Buckslip are great resources for IC professional development. Access the B Shifter Podcast [here](#) and sign up for the Buckslip [here](#).

References

- B Shifter. (2023). *B Shifter podcast: IC task saturation and blue card news*. Retrieved December 21, 2023, from <https://bit.ly/3vbF6X6>.
- Google. (2023a). [Map, 23936 Sunset Crossing Road, Diamond Bar, CA]. Retrieved December 11, 2023, from <https://bit.ly/3Rc35wF>.
- Google. (2023b). [Aerial view 23936 Sunset Crossing Road, Diamond Bar, CA]. Retrieved December 11, 2023, from <https://bit.ly/3Ra9oRg>.
- Google. (2023c). [Street view 23936 Sunset Crossing Road, Diamond Bar, CA]. Retrieved December 11, 2023, from <https://bit.ly/47Vu9Yg>.
- Google. (2023d). [Street view 23936 Sunset Crossing Road, Diamond Bar, CA]. Retrieved December 11, 2023, from <https://bit.ly/41fsp9s>.
- Google. (2023e). [Street view 23936 Sunset Crossing Road, Diamond Bar, CA]. Retrieved December 11, 2023, from <https://bit.ly/3NgLC51>.
- Google. (2023f). [3d aerial view 23936 Sunset Crossing Road, Diamond Bar, CA]. Retrieved December 11, 2023, from <https://bit.ly/4aoKHtg>.
- Los Angeles Incident Tracker. (2023). Structure Fire [23936 E Sunset Crossing Rd, Diamond Bar]. Retrieved December 11, 2023, from <https://bit.ly/41gBxB6>.
- OnScene TV. (2023). *Late-night blaze engulfs Diamond Bar home* [video]. Retrieved December 11, 2023, from <https://bit.ly/3GCDLuO>.
- Weather Underground (2023). *Ontario, CA weather history* [historical weather November 23, 2023]. Retrieved December 11, 2023, from <https://bit.ly/3GAHgIB>.