



In-Station Training

TM 24-48 Residential Fire-Entrapment



Author

Chief Ed Hartin

Purpose

A residential fire with trapped occupants presents multiple challenges and is an extremely stressful situation. When occupants are on the phone with dispatch communicating that they are trapped, there is tremendous pressure to immediately effect a rescue. In some cases, this is a critical need and in others there may be less urgency with a need to prioritize fire control ahead of rescue to address the life safety risk most effectively.

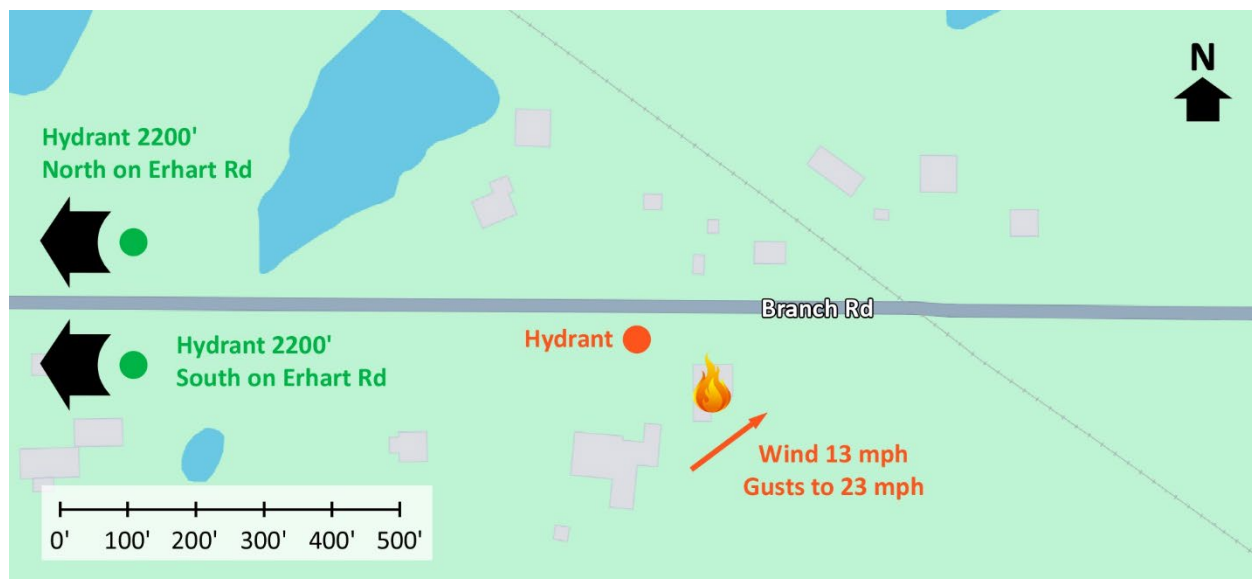
Learning Outcomes

Firefighters and officers perform an effective size-up, select an appropriate strategy, and implement tactics based on the strategic decision-making model.

Conducting the Drill

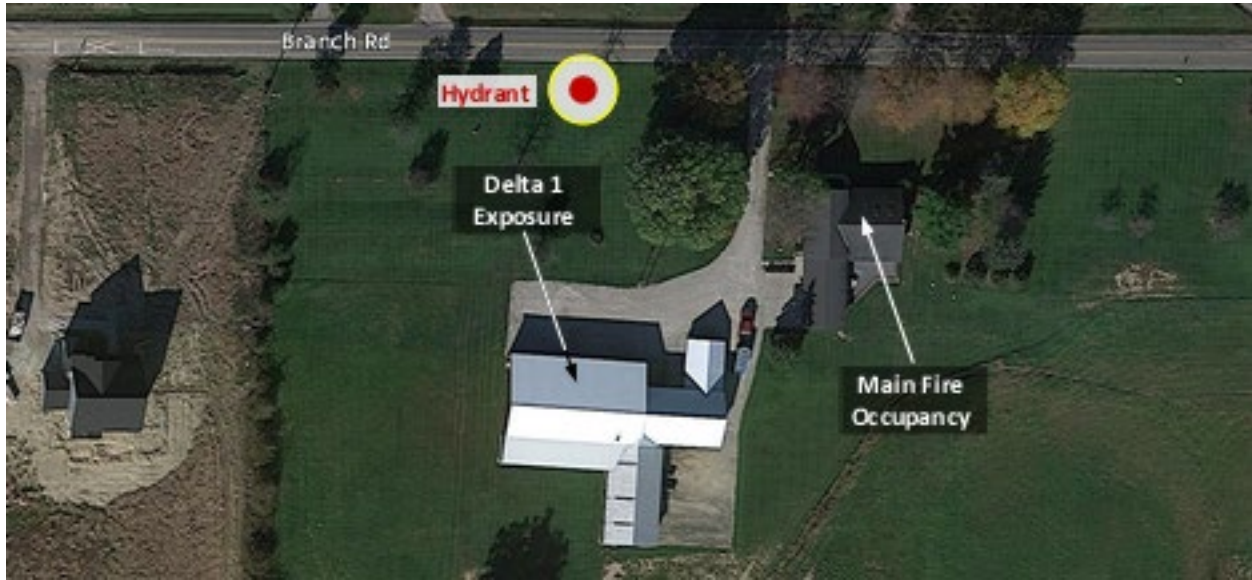
This incident involved a residential fire at 7760 Branch Road in Medina, Ohio on October 23, 2024, at 10:54 (9917FIU, 2024; Natale, 2024; & Crawford, 2024). Review the map and photos (Figures 1-7) to gain an understanding of the area and building involved.

Figure 1. Map of the Incident Area



Note: Adapted from Google. (2024a). [Map, 7760 Branch Road, Medina, OH]. <https://bit.ly/3AvzFVK>.

Figure 2. Aerial View



Note: Adapted from Google. (2024b). [Aerial view 7760 Branch Road, Medina, OH]. <https://bit.ly/4ftnFDi>.


The closest hydrant is adjacent to the incident location as illustrated in Figures 1 and 2. Additional hydrants are located to the north and south of Branch Road on Erhart Road as illustrated in Figure 1.

Figure 3. Side Alpha



Note: Adapted from Realtor.com. (2022a). 7760 Branch Rd, Medina, OH 44256. <https://bit.ly/4hwJeEM>.

Figure 4. Alpha/Bravo Corner



Note: Adapted from Google. (2024c). [Street view 7760 Branch Road, Medina, OH]. <https://bit.ly/4fuW7ND>.

Figure 5. Bravo/Charlie Corner



Note: Adapted from Realtor.com. (2022a). 7760 Branch Rd, Medina, OH 44256. <https://bit.ly/4hwJeEM>.

Figure 6. Side Charlie (Looking Towards Side Delta)



Note: Adapted from Realtor.com. (2022a). 7760 Branch Rd, Medina, OH 44256. <https://bit.ly/4hwJeEM>.

Figure 7. Side Charlie (Looking Towards Side Bravo)



Note: Adapted from Realtor.com. (2022a). 7760 Branch Rd, Medina, OH 44256. <https://bit.ly/4hwJeEM>.

The temperature is currently 67° F with wind from the southwest at 13 mph with gusts to 23 mph (Weather Underground, 2024). You have been dispatched at 10:54 to 7760 Branch Road for a residential fire. You are the company officer or AIC of the first arriving engine and have your company's typical staffing.

1. What critical factors would you consider when dispatched and during response and what conversations would you have with your crew while responding?

You hear a command officer, three other engines, and an advanced life support ambulance with typical staffing for your agency go enroute. You will arrive from the east on Branch Road. The second engine will arrive from the same direction four minutes after you. The command officer will arrive shortly after the second engine. All other units dispatched on the first alarm will arrive after the command officer.

As you arrive, dispatch reports that the call taker is on the phone with an occupant trapped in the basement. Examine Figures 8 and 9, illustrating conditions on arrival. Note: The incident video is from a police officer's body camera, figures illustrating incident conditions in this 10-Minute Training have been sequenced to show conditions that would be observed as the first arriving engine.

Figure 8. Conditions on Arrival-Alpha/Delta Corner



Note: Adapted from 9917FIU. (2024). *Heroic rescue: deputies and firefighters save woman from fiery inferno with seconds to spare* [video]. <https://bit.ly/3Adx9Uh>.

Figure 9. Conditions on Arrival-Charlie/Delta Corner



Note: Adapted from 9917FIU. (2024). *Heroic rescue: deputies and firefighters save woman from fiery inferno with seconds to spare* [video]. <https://bit.ly/3Adx9Uh>.

2. State your initial radio report (IRR) exactly as you would transmit it to dispatch.

3. What specific actions would you take (as the company officer) immediately upon arrival and exiting the apparatus and what task orders would you give your crew?

Several law enforcement officers are on-scene and are attempting to locate an exterior basement access. Examine Figures 10 and 11.

Figure 10. Conditions on Side Alpha



Note: Adapted from 9917FIU. (2024). *Heroic rescue: deputies and firefighters save woman from fiery inferno with seconds to spare* [video]. <https://bit.ly/3Adx9Uh>.

Figure 11. Condition on Side Bravo



Note: Adapted from 9917FIU. (2024). *Heroic rescue: deputies and firefighters save woman from fiery inferno with seconds to spare* [video]. <https://bit.ly/3Adx9Uh>.

The law enforcement officers have located and broken out a lookout basement window on Side Bravo and have established communication with the occupant. See Figure 12.

Figure 12. Lookout Basement Window



Note: Adapted from 9917FIU. (2024). *Heroic rescue: deputies and firefighters save woman from fiery inferno with seconds to spare* [video]. <https://bit.ly/3Adx9Uh>.

The occupant is conscious and alert but is unable to escape from the basement due to fire conditions on Floor 1.

4. Would you change the action you are taking or modify the assignments given to your crew? If so, what task orders would you provide?

5. State your update report exactly as you would transmit it to dispatch.

6. Engine 2 arrives and reports that they are Level 1 at the hydrant on Branch Road. State the tactical assignment you would give them exactly as you would transmit it.

7. Based on the anticipated effectiveness of your tactical operations, state your conditions, actions, and needs (CAN) report that you would provide to the first arriving command officer as part of command transfer to IC #2.

Reflect on your strategic decision-making and responses to questions 1 through 7 before answering the next six questions.

8. What was the problem?

9. What was getting in the way of achieving your tactical priorities?

10. Was there anything in this incident that could have hurt or killed you (right now)?

11. Was it reasonable to believe that the Main Fire Occupancy was occupied?

12. Was there searchable space?

13. If you believed it was reasonable that the building was occupied and there was searchable space, what could you do about it?

This incident occurred in a remote area resulting in an extended response time for the first alarm assignment. Initial arriving personnel included fire service personnel responding in their personally owned vehicles and law enforcement officers. Watch the incident video (99`17FIU, 2024) from 01:50 to 10:10 before answering the next several questions.

14. How did the approach to the victim rescue performed by the firefighters and law enforcement officers compare to the actions you specified in this 10-Minute Training? What were the similarities and differences?

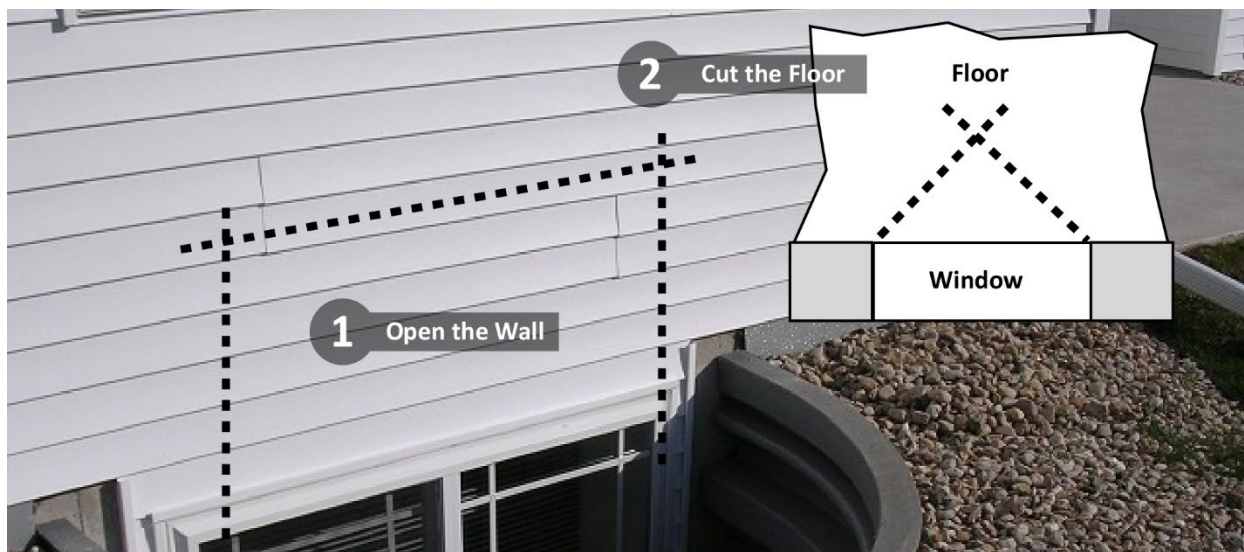
15. Given the capability of the first two engine companies in this 10-Minute Training what alternatives would be possible for access and victim removal from the basement? How would your actions have differed if the occupant was not conscious and alert (e.g., the call taker lost contact with the victim after your arrival)?

Additional Learning: Rescue of an occupant (or a trapped firefighter) from a small look out or window well basement can be difficult due to the limited size of the opening for access and egress.

Watch [Firefighter Basement Window Extraction](#) (Pekel, 2012) and [Fireground Flash Tip: Basement Window Firefighter Rescue](#) (Hoevelmann, 2013). These videos discuss the rescue of a firefighter through a basement window. Discuss how these methods might be applied to the rescue of a civilian in similar circumstances.

If it is necessary to gain access and/or remove an occupant through a lookout or window well basement window it may be necessary to remove a section of wall and floor from above the window to provide sufficient space for rescue as illustrated in Figure 13. This may necessitate the use of both chain and rotary saws (if the basement window frame is metal).

Figure 13. Window Well Cut



Read *Rescue: [Remove the Victim or Remove the Fire?](#)* (The Secret List, 2014) and discuss how the rescue versus fire control decision applies in the context of the Medina incident.

References

- 9917FIU. (2024). *Heroic rescue: deputies and firefighters save woman from fiery inferno with seconds to spare* [video]. Retrieved November 1, 2024, from <https://bit.ly/3Adx9Uh>.
- Crawford, S. (2024) *Woman rescued from house fire in York Township updated with video*. Retrieved November 1, 2024, from <https://bit.ly/3OaV8a1>.
- DeNatale, D. (2024). *First responders rescue trapped woman from burning house in Medina County*. Retrieved November 1, 2024, from <https://bit.ly/3Uyf9La>.
- Google. (2024a). [Map, 7760 Branch Road, Medina, OH]. Retrieved November 2, 2024, from <https://bit.ly/3AvzFVK>.

- Google. (2024b). [Aerial view 7760 Branch Road, Medina, OH]. Retrieved November 2, 2024, from <https://bit.ly/4ftnFDi>.
- Google. (2024c). [Street view 7760 Branch Road, Medina, OH]. Retrieved November 2, 2024, from <https://bit.ly/4fuW7ND>.
- Hoevermann, J. (2013). Fireground flash top: basement window firefighter rescue. Retrieved November 2, 2024, from <https://bit.ly/3NOV0wm>.
- Pekel, D. (2012). Firefighter basement window extraction. Retrieved November 2, 2024, from <https://bit.ly/3UzaQil>.
- Realtor.com. (2022a). 7760 Branch Rd, Medina, OH 44256. Retrieved November 1, 2024, from <https://bit.ly/4hwJeEM>.
- The Secret List. (2014). *Remove the victim or remove the fire?* Retrieved November 2, 2024, from <https://bit.ly/3GdAakm>.
- Weather Underground (2024). *Cleveland, OH weather history* [historical weather October 23, 2024]. Retrieved November 2, 2024, from <https://bit.ly/40vRYER>.